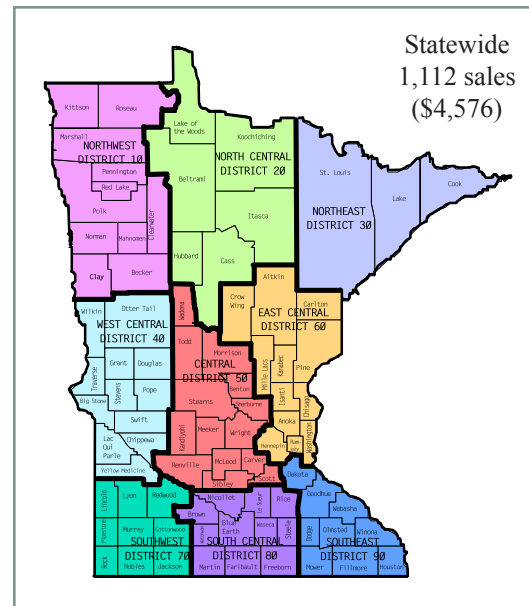


Minnesota Ag Land Costs

Prices Per Acre

District	2013 Avg
Northwest	2,314
North Central	1,631
West Central	4,334
Central	4,586
East Central	4,097
Southwest	7,752
South Central	8,061
Southeast	6,671
State Avg	4,576

Reporting Districts



Commodity Feed Prices

Commodity FOB - Mpls	Current Price Range Per Ton 9-1-14
Alfalfa Hay - 150 RFV	200
Corn Silage	40-50
Corn - Old Crop (spot loads)	128
Soybean Meal - 47%	624.70
Canola Meal - 42%	371
Sunflower Meal - 38%	135
Wheat Midds	132
Soy Hulls	200
Dried Distiller Grains	105
Corn Gluten Meal - 60%	655
Bakery Product	180
Linseed Meal	290
Meat-N-Bone Meal	520
Fuzzy Cottonseed	393
Beet Pulp-pellets	180

Feed Resources

2013 Harvest		
Corn	1.3	Billion Bushels
Soybeans	300	Million Bushels
Alfalfa	2.4	Million Tons
Oats	8.3	Million Bushels

Minnesota ranks 6th in agricultural exports at \$6.74 billion. Minnesota also leads the nation in farmer owned ethanol plants, producing an excess of 1.5 million tons of dried distillers grain, a high protein livestock feed.

In accordance with the Americans with Disabilities Act, this information is available in alternative forms of communication upon request by calling 651/201-6000. TTY users can call the Minnesota Relay Service at 711 or 1-800-627-3529. The MDA is an equal opportunity employer and provider.

Contact

For personalized assistance contact

Curt Zimmerman
Livestock Development Specialist
Email: curt.zimmerman@state.mn.us
Phone: 651-201-6456

David Weinand
Grants Administrator
Email: david.weinand@state.mn.us
Phone: 651-201-6646

Jim Ostlie
Livestock Specialist
Email: Jim.Ostlie@state.mn.us
320-243-0503

Kelly Anderson
Livestock Specialist
Email: Kelly.anderson@state.mn.us
320-424-2222

Publications

If you are interested in additional information about Minnesota, these materials are available free of charge.

Feedlot Rules and Resources
Minnesota Department of Agriculture
625 Robert Street N
St. Paul, MN 55155-2538
www.mda.state.mn.us/feedlots

Positively Minnesota
Minnesota Department
of Economic Development
1st National Bank Building
332 Minnesota Street, Suite E200
St. Paul, MN 55101-1351
www.deed.state.mn.us/bizdev/positively.htm
651-297-1291

Minnesota



Dairy Opportunities in Minnesota

*Essential information for farmers
who are beginning a dairy operation,
expanding, or relocating*

www2.mda.state.mn.us/webapp/props4sale

Prepared by
Minnesota Department of Agriculture
www.mda.state.mn.us

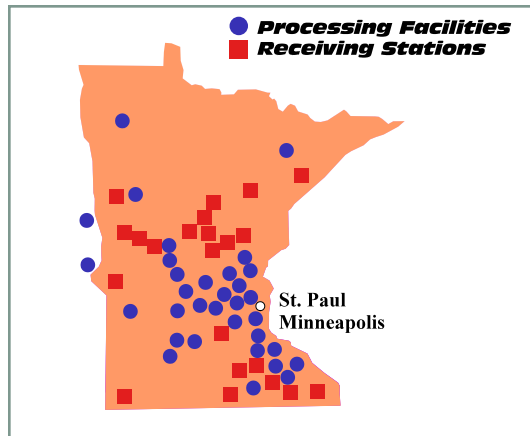
Water Resources

Minnesota has more than 504,000 irrigated acres of agricultural crops. Average rainfall in Minnesota is more than 26 inches of rain. Minnesota has ample water resources for animal and crop production to co-exist in harmony.

Dairy Processing Plants

Minnesota has excellent processing facilities and extremely competitive markets. Dairy farmers here have choices among Foremost Farms, Swiss Valley, Land O' Lakes, AMPI, Dairy Farmers of America, Bongards, Cass-Clay, First District, Valley Queen and several smaller milk buyers. These choices exist in some of the finest dairy country in the nation.

Processing Plants and Receiving Stations



Utilities

Low utility costs make Minnesota an excellent location for industries, including ag entrepreneurs. Industrial rates are among the lowest in the nation. Minnesota has an efficient mix of power sources including coal, nuclear, and hydro. Many of our power suppliers offer special rebate programs on dairy electrical equipment.

Milk Production 2013

Crop Reporting District	Milk Cows
Northwest	18,700
West Central	61,400
Central	185,300
East Central	18,600
Southwest	25,700
South Central	35,700
Southeast	115,200
Total	465,000

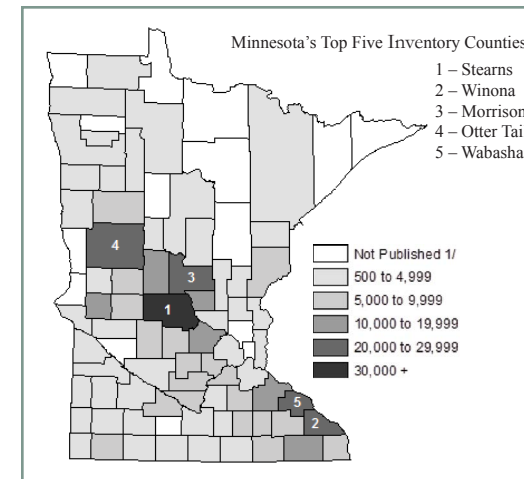
Milk Prices

Avg Price	All Milk
1994	12.93
1995	12.72
1996	14.60
1997	13.91
1998	15.55
1999	14.00
2000	12.00
2001	14.90
2002	12.20
2002	12.93
2004	16.64
2005	15.39
2006	13.00
2007	19.33
2008	19.08
2009	13.34
2010	16.16
2011	20.49
2012	19.65
2013	20.38

Cattle Population

Minnesota ranks in the top 10 states in red meat production, milk cows, cattle/calves, and poultry and hog production. In Minnesota there is ample room for increased cow numbers in some of the most productive land in the state. Areas for expansion exist in most regions with exceptional opportunities in western and northern Minnesota.

Milk Cows - January 2014



By-Product Feeds

Minnesota has a variety of corn, soybean, wheat, and sugarbeet processing plants located in the state. These plants produce corn distillers grains, gluten feeds, beet pulp, wheat midds, roasted beans, and a variety of small grain screenings. These by-products are an advantage in formulating an excellent low-cost feed ration.

Workforce

Minnesota is a leader in labor training programs. The state recognizes the need for highly trained workers on today's high-tech ag operations and works to ensure adequate labor supplies by being innovative and supportive of ag industry needs. Minnesota's labor force has a reputation for a strong work ethic, high productivity and low absentee and turnover rates. The Minnesota workforce can work for you too!

Education

In support of Minnesota Agricultural economy, the state's educational system offers opportunities for students of all ages. The University of Minnesota system offers extensive programs in both basic and applied research. A variety of career paths are available to the more than 66,000 students enrolled. In addition to the U of M system, Minnesota operates both a state college system and a private college, with schools located in almost every region of the state.

Quality of Life

Minnesota offers some of the finest fishing, hunting, and four-season family activities in the nation. The state has a strong Midwestern work ethic and family values. The state also has a high quality network of schools, private colleges and universities. Minnesota maintains an excellent infrastructure, including high quality roadways.

Safety and low crime rates are a trademark in Minnesota. Many of Minnesota's communities have been recognized as great places to live.