

MINNESOTA CROPS PROFILE

MN Crops – Rankings (among all U.S. states):

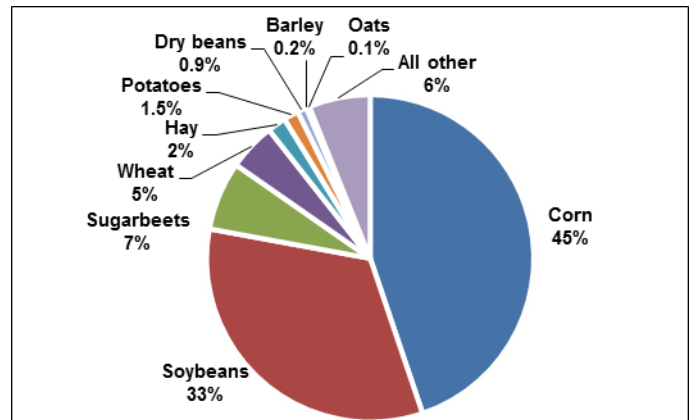
- No. 3 in total crops cash receipts
 - No. 1 in sugarbeets, oats, sweet corn for processing, green peas for processing
 - No. 2 in wild rice
 - No. 3 in soybeans, spring wheat, canola
 - No. 4 in corn, dry beans, flax seed
 - No. 5 in sunflowers
 - No. 7 in potatoes
 - No. 9 in barley
- No. 4 in total agricultural cash receipts

MN total agricultural cash receipts: \$22.3 billion

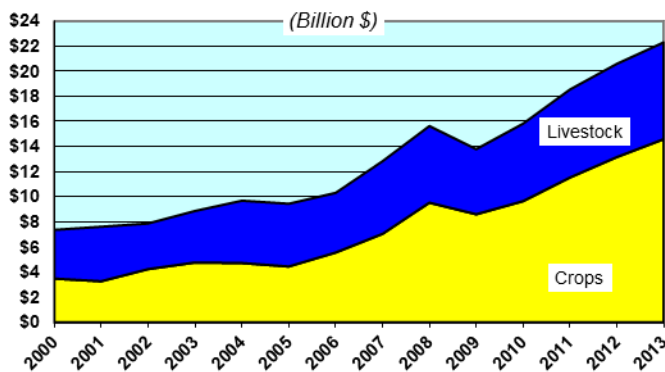
- **Crops:** \$14.6 billion (65% of total)
- **Livestock:** \$7.7 billion (35% of total)

MN Crops Production (%-share by value)

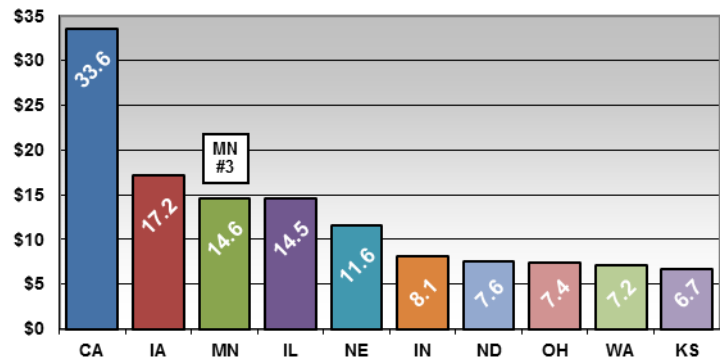
Total: \$14.6 billion



MN Crop & Livestock Production Trends

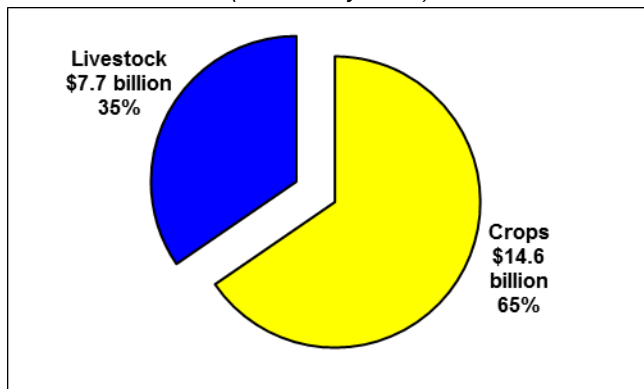


U.S. Crops Production: Top 10 States (Billion \$)

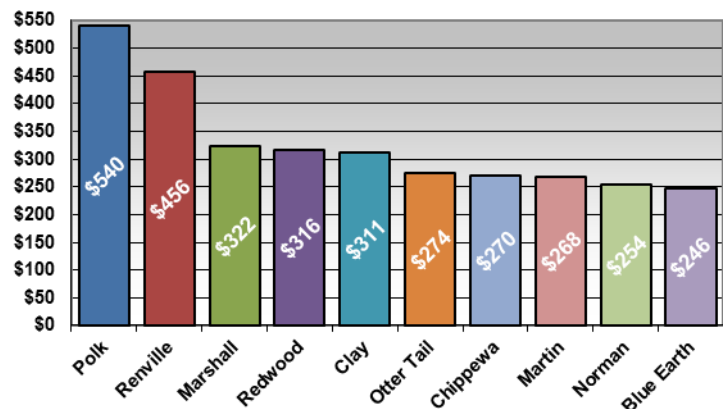


MN Crop & Livestock Production

(%-share by value)



MN Crops Production: Top 10 Counties (Million \$)



Source: USDA/NASS

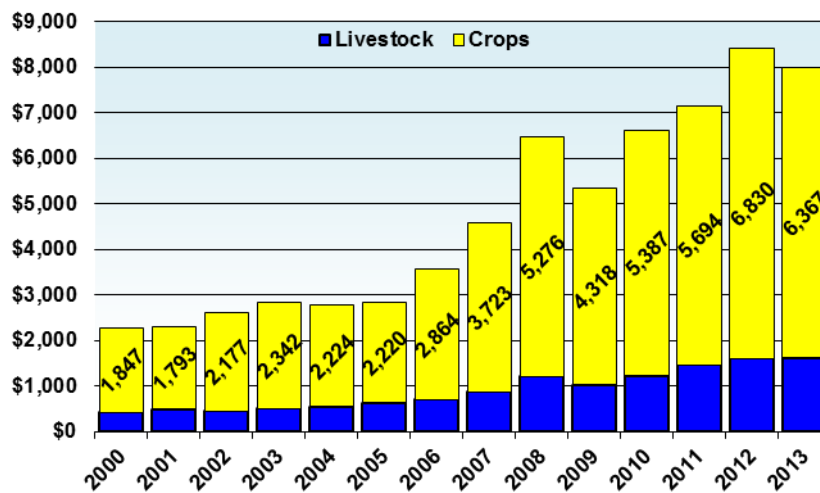


MINNESOTA CROPS PROFILE

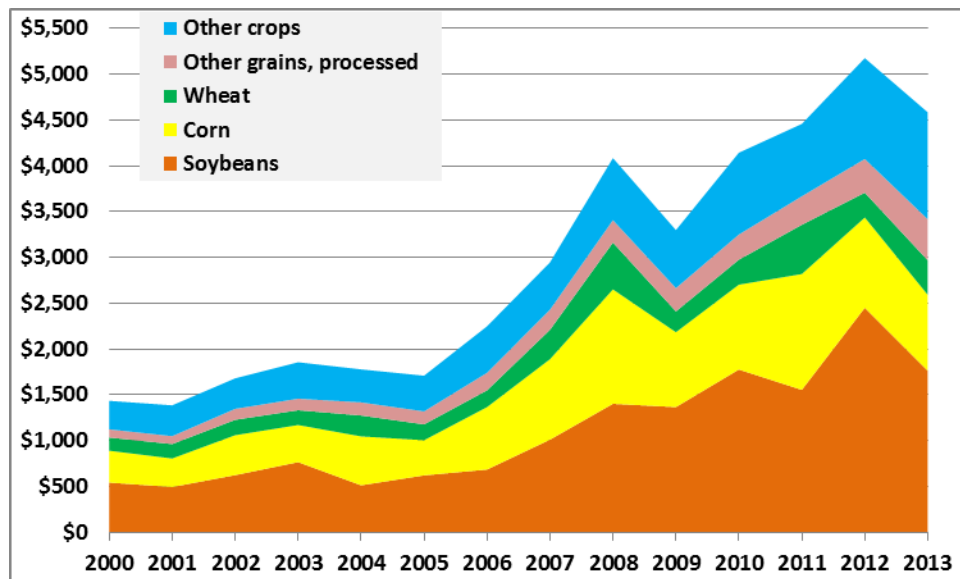
Minnesota Crops Exports

- Soybeans are Minnesota’s top export commodity, with an export value of \$1.8 billion, followed by corn at \$829 million and wheat at \$377 million.
- Crops and related products account for 80% of Minnesota’s total agricultural exports.
- Largest export markets for Minnesota crops:
 - Top markets for soybeans – China, Mexico, Indonesia, Japan, Taiwan;
 - Top markets for corn – Japan, Mexico; South Korea, Colombia, Egypt;
 - Top market for wheat – Japan, Mexico; Brazil, Philippines, Nigeria.

Minnesota Crops & Livestock Products: Export Trend (Million \$)



Minnesota Crops Exports: Major Commodities (Million \$)



Source: USDA/ERS

In accordance with the Americans with Disabilities Act, this information is available in alternative forms of communication upon request by calling 651/201-6000. TTY users can call the Minnesota Relay Service at 711 or 1-800-627-3529. The MDA is an equal opportunity employer and provider.