

MINNESOTA LIVESTOCK PROFILE

MN Total Agricultural Cash Receipts

- \$22.3 billion (ranks No. 4 among all U.S. states)

MN Livestock Cash Receipts

- \$7.7 billion (ranks No. 8 among all U.S. states)

MN Livestock Products - National Rankings

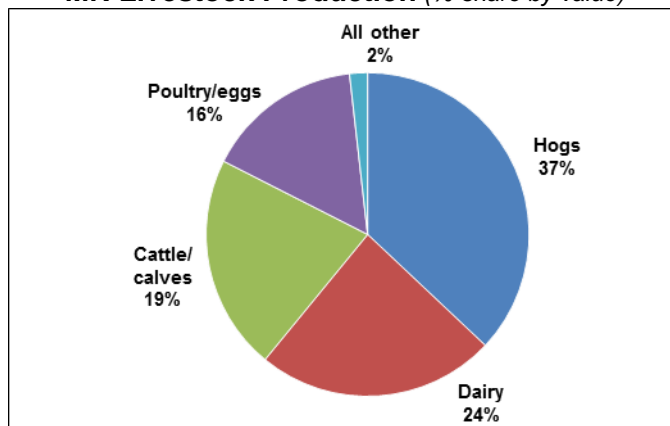
- No. 1 in turkey
- No. 2 in hogs
- No. 4 in meat animals
- No. 6 in dairy, red meat, cheese, honey

U.S. Total Agricultural Cash Receipts: \$401.3 billion

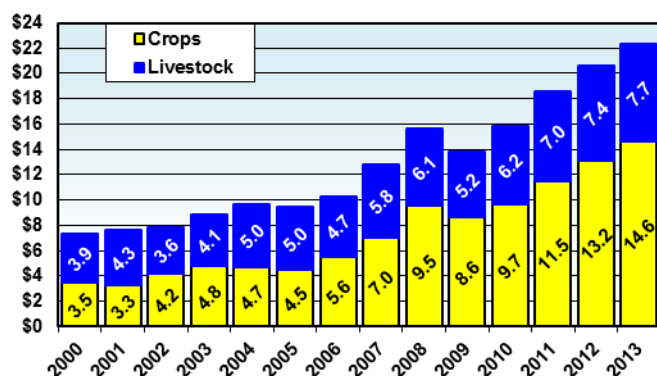
U.S. Crops Cash Receipts: \$218.5 billion

U.S. Livestock Cash Receipts: \$182.8 billion

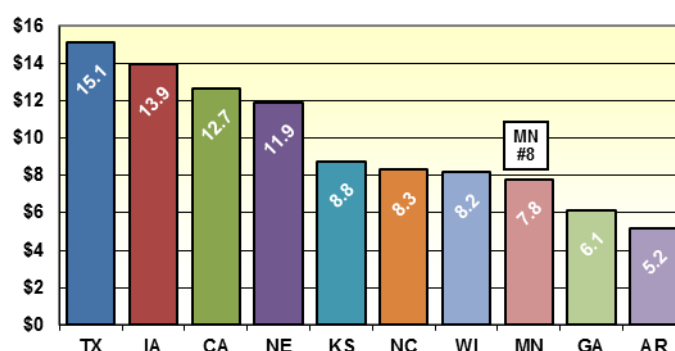
MN Livestock Production (%-share by value)



MN Crop & Livestock Production Trends

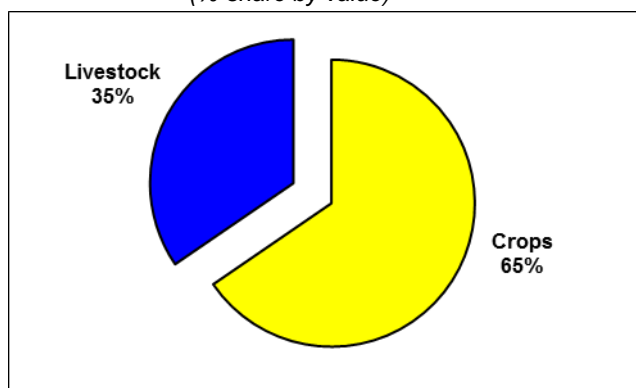


U.S. Livestock Production: Top 10 States (Billion \$)

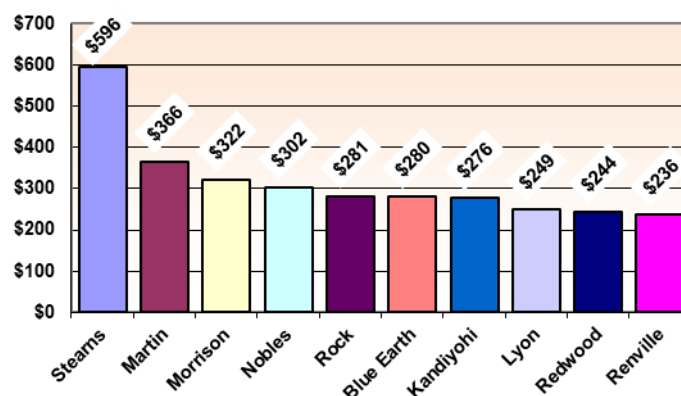


MN Crop & Livestock Production

(%-share by value)



MN Livestock Production: Top 10 Counties (Million \$)



Source: USDA/NASS/ERS

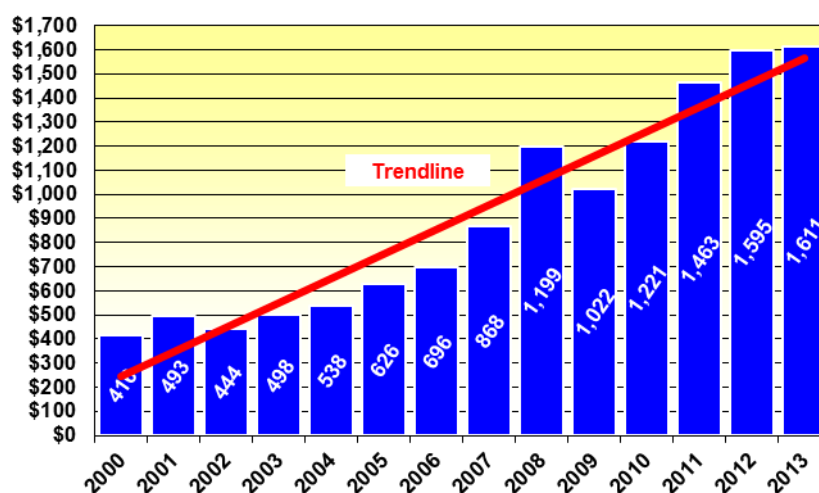


MINNESOTA LIVESTOCK PROFILE

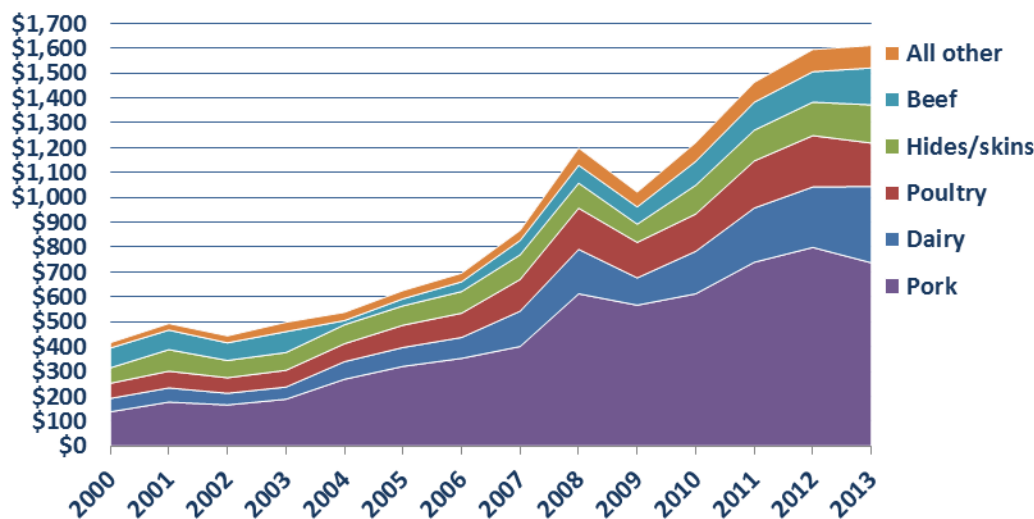
Minnesota Livestock Exports

- Minnesota livestock exports reached a record-high of \$1.6 billion in 2013 (latest data available).
- Livestock exports account for 20% of Minnesota's total agricultural exports.
- Pork is Minnesota's No. 1 livestock export product, with an export value of \$737 million, followed by dairy at \$307 million, poultry at \$174 million, and beef at \$149 million.
- Largest export markets for Minnesota livestock products:
 - Top markets for pork – Japan, Mexico, Canada, China, South Korea;
 - Top markets for dairy – Mexico; China, Canada, Philippines, South Korea;
 - Top market for poultry – Mexico; Canada, China, Angola, Russia;
 - Top market for beef – Japan, Mexico, China, Canada, South Korea.

Minnesota Livestock Export Trend (Million \$)



Minnesota Livestock Exports by Major Commodity (\$ Million)



Source: USDA/ERS