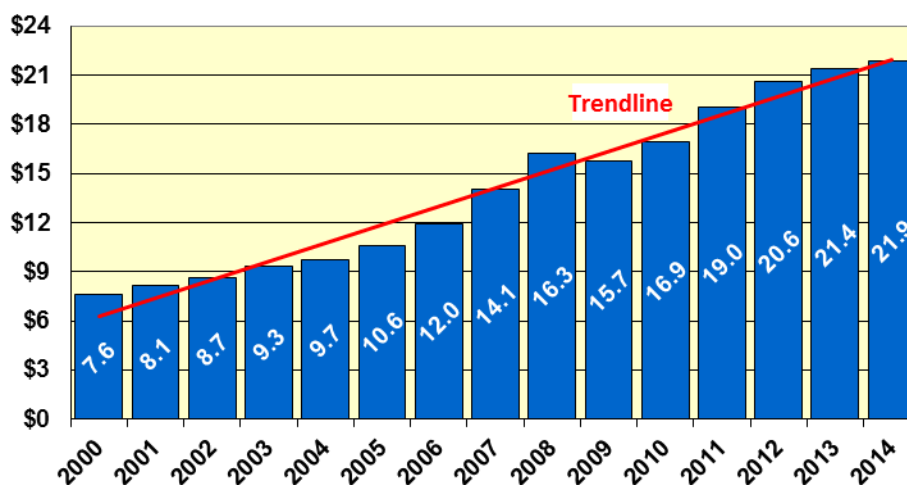


U.S. AGRICULTURAL EXPORTERS TO CANADA

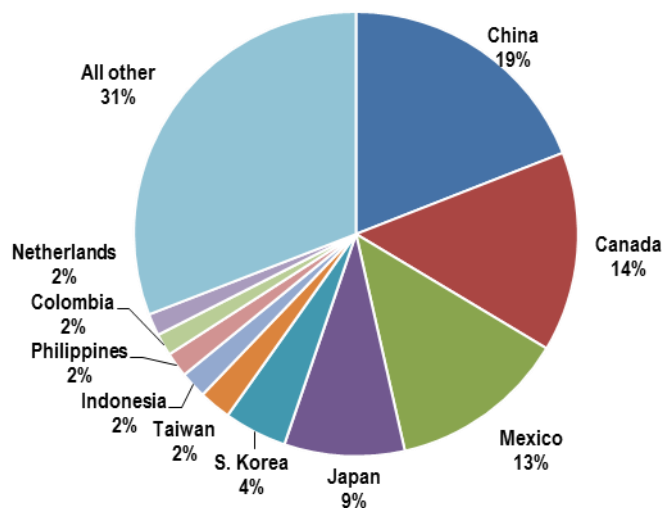
- Canada is the **2nd largest market** for U.S. agricultural exports.
- In 2014, Canada imported \$21.9 billion in agricultural products from the U.S. – a 14% market-share of the U.S. total agricultural exports.
- Since 2000, U.S. agricultural exports to Canada increased from **\$7.6 billion** (2000) to **\$21.9 billion** (2014), representing a nearly **190%** growth.
- **Processed food** is Canada's **No. 1** agricultural import from the U.S., which accounts for 40% of the U.S. total ag exports to Canada.
- Canada is among the top export markets for U.S. major ag commodities:
 - No. 1 in processed food, beef, barley, and oats;
 - No. 2 in soybean meal, sugar and sweeteners;
 - No. 3 in poultry and turkey; and
 - No. 4 in all livestock and meat.
- Canada is also among the top markets for U.S. DDG.

U.S. Agricultural Exports to Canada: 2000-2014 (Billion \$)



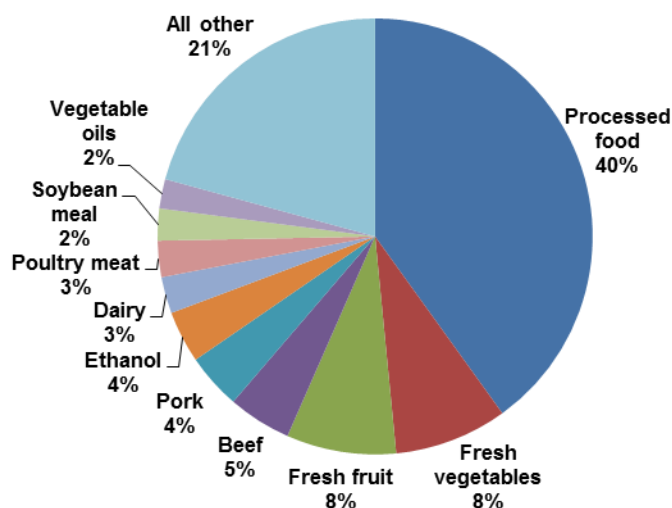
U.S. Ag Exports: Top Markets

Market-share by value



U.S. Ag Exports to Canada

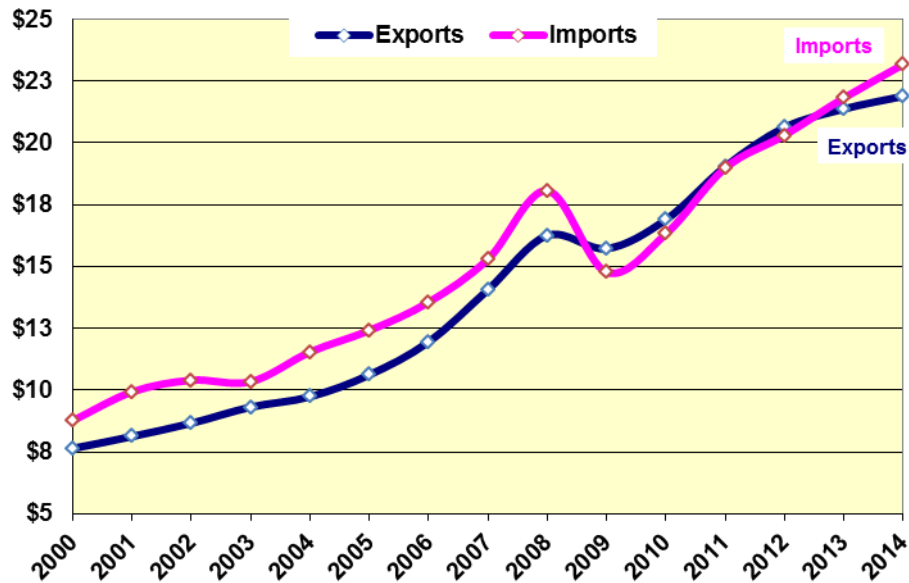
Market-share by value



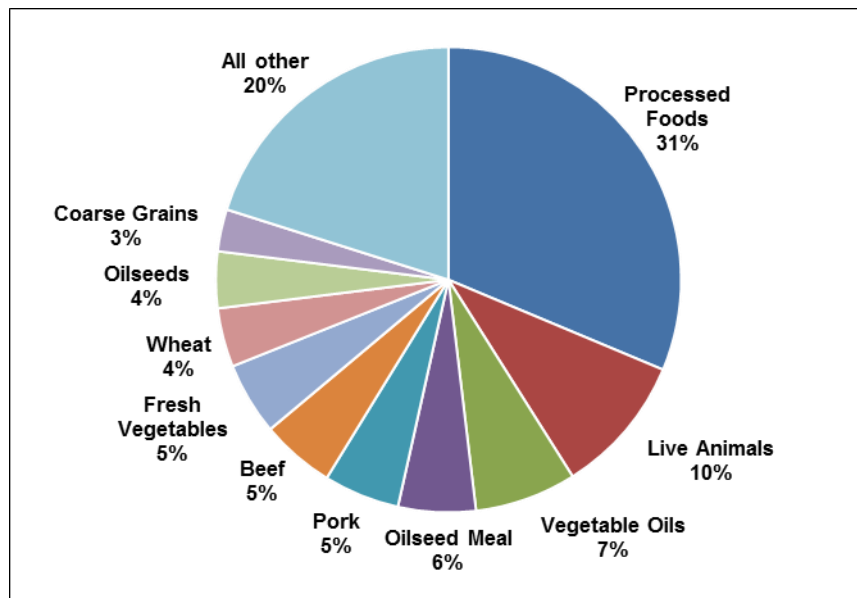
U.S. AGRICULTURAL IMPORTS FROM CANADA

- The U.S. imported \$23.2 billion in agricultural products from Canada in 2014, a 6% increase from 2013.
- The top U.S. import commodities from Canada are processed food, live animals, and vegetable oils – which accounts for nearly half of the total U.S. ag imports from Canada.
- The growth trend of U.S. ag imports from Canada closely follows that of the U.S. ag exports to Canada.

U.S. Agricultural Trade with Canada – Exports and Imports (Billion \$)



U.S. Ag Imports from Canada by Commodity
%-share by value



In accordance with the Americans with Disabilities Act, this information is available in alternative forms of communication upon request by calling 651/201-6000. TTY users can call the Minnesota Relay Service at 711. The MDA is an equal opportunity employer and provider.