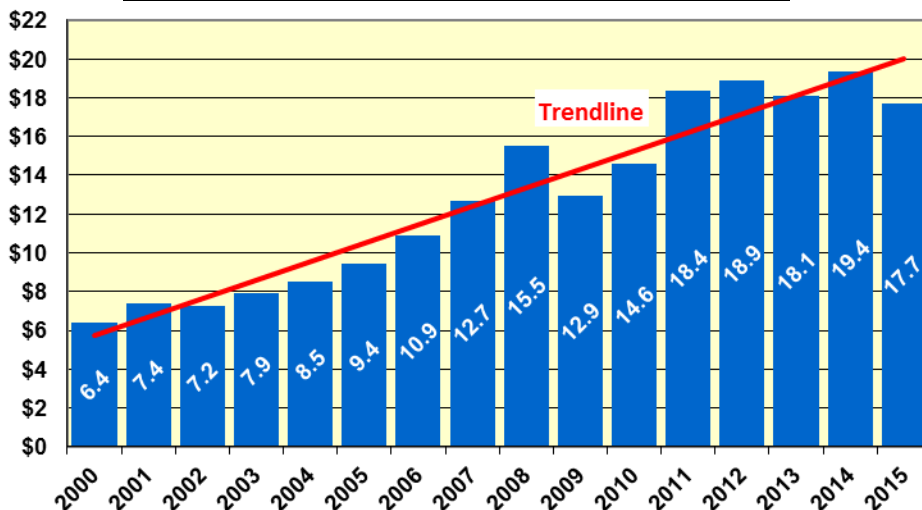


# U.S. AGRICULTURAL EXPORTS TO MEXICO

- Mexico is a fast growing agricultural market. It has the 11<sup>th</sup> largest population in the world – over 120 million people.
- In 2015, U.S. agricultural exports to Mexico topped \$17.7 billion, which is about 13% of the U.S. total agricultural exports to the world.
- In the past decade, U.S. agricultural exports to Mexico increased from **\$9.4 billion** (2005) to **\$17.7 billion** (2015), representing an **88%** growth rate.
- **Corn** is Mexico’s **No. 1** agricultural import from the U.S., followed by **soybeans** and **dairy**.
- Mexico is among the top export markets for U.S. major ag commodities:
  - No. 1 for corn, dairy, soybean meal, poultry, DDG, and turkey;
  - No. 2 for soybeans, pork, beef, processed foods, wheat, and barley;
  - No. 3 for total ag exports, oats; and
  - No. 4 for feed.

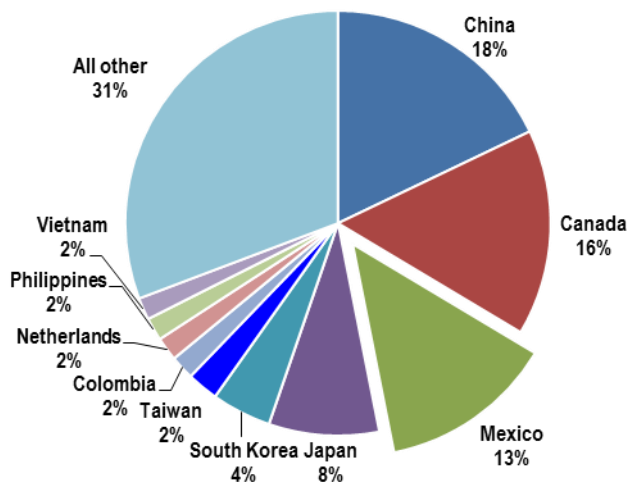


**U.S. Agricultural Exports to Mexico (Billion \$)**



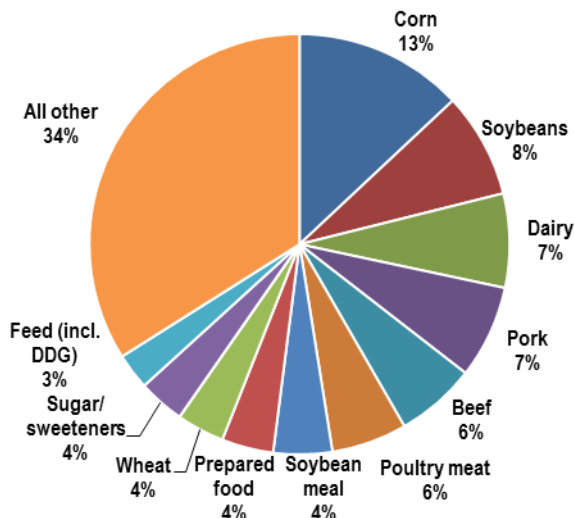
**U.S. Ag Exports: Top Markets**

(%-share by value)



**U.S. Ag Exports to Mexico**

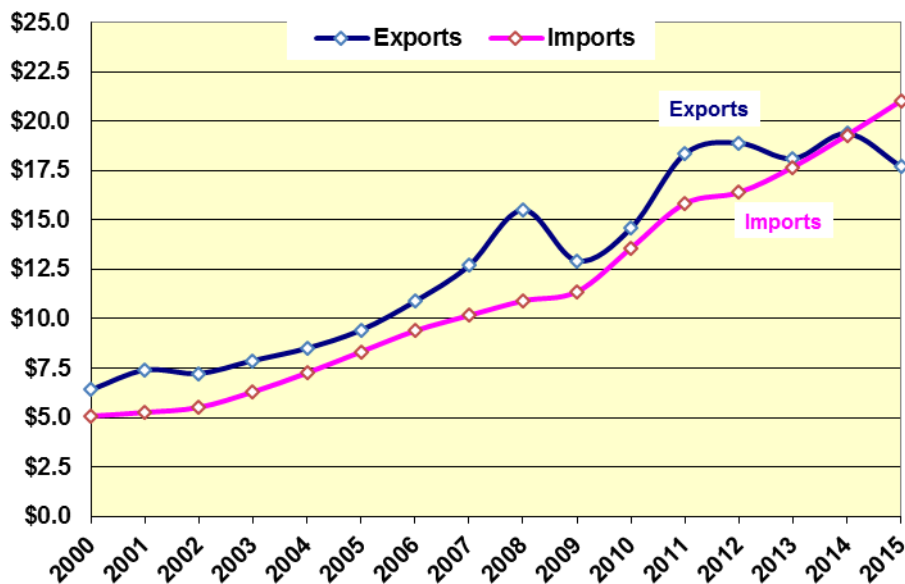
(%-share by value)



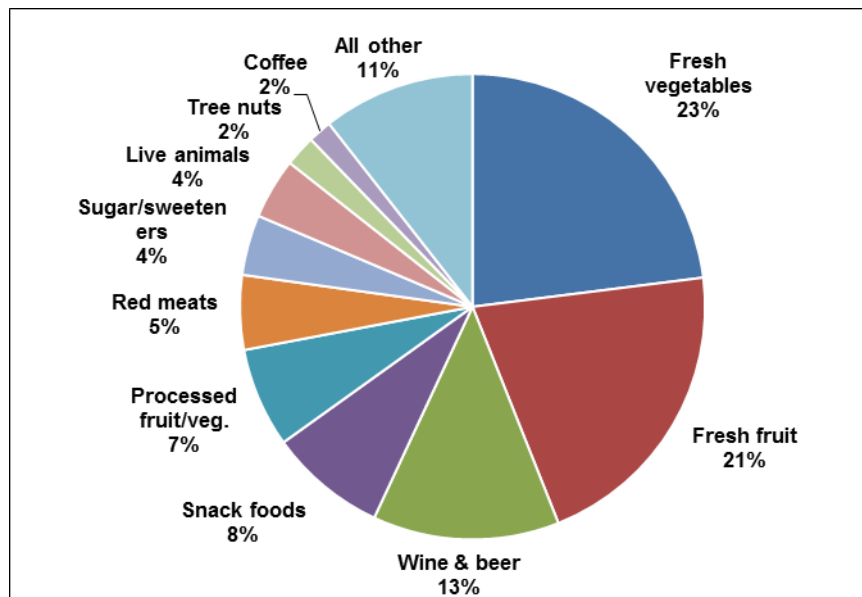
# U.S. AGRICULTURAL IMPORTS FROM MEXICO

- The U.S. imported \$21 billion in agricultural products from Mexico in 2015, a 9% increase from 2014.
- The top U.S. import commodities from Mexico are vegetables and fruit, wine & beer, and snack foods – accounting for 75% of the total U.S. ag imports from Mexico.
- The growth trend of U.S. ag imports from Mexico closely follows that of the U.S. ag exports to Mexico, except in 2015.

**U.S. Agricultural Trade with Mexico – Export and Import (\$ Billion)**



**U.S. Ag Import from Mexico by Commodity**  
%-share by value



In accordance with the Americans with Disabilities Act, this information is available in alternative forms of communication upon request by calling 651/201-6000. TTY users can call the Minnesota Relay Service at 711. The MDA is an equal opportunity employer and provider.