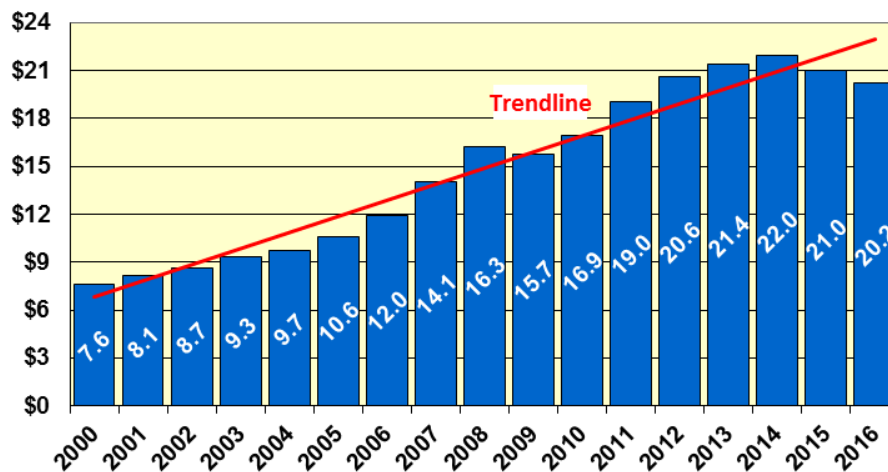


U.S. Agricultural Exports to Canada

- Canada is the **2nd largest market** for U.S. agricultural exports.
- In 2016, Canada imported \$20.2 billion in agricultural products from the U.S. – a 16% market-share of U.S. total agricultural exports.
- Since 2000, U.S. agricultural exports to Canada increased from **\$7.6 billion** (2000) to **\$20.2 billion** (2016), representing a nearly **165%** growth.
- **Processed food** is Canada’s **No. 1** agricultural import from the U.S., which accounts for 61% of the U.S. total ag exports to Canada.
- Canada is among the top export markets for U.S. major ag and food products:
 - No. 1 in processed food, wheat products, oats, vegetable oils, sugar and sweeteners, biofuels;
 - No. 2 in dairy, feed, barley, animal fats, poultry and turkey, live animals;
 - No. 3 in soybean meal, hides/skins;
 - No. 4 in pork; and
 - No. 5 in beef, DDG.

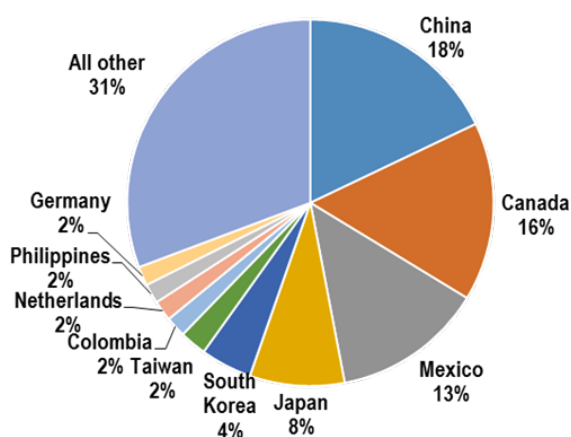
U.S. Agricultural Exports to Canada: 2006-2016

(Billion \$)



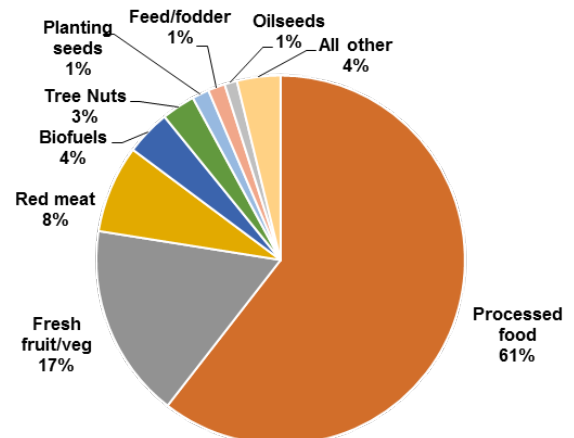
U.S. Ag Exports: Top Markets

(% share by value)



U.S. Ag Exports to Canada

(% share by value)

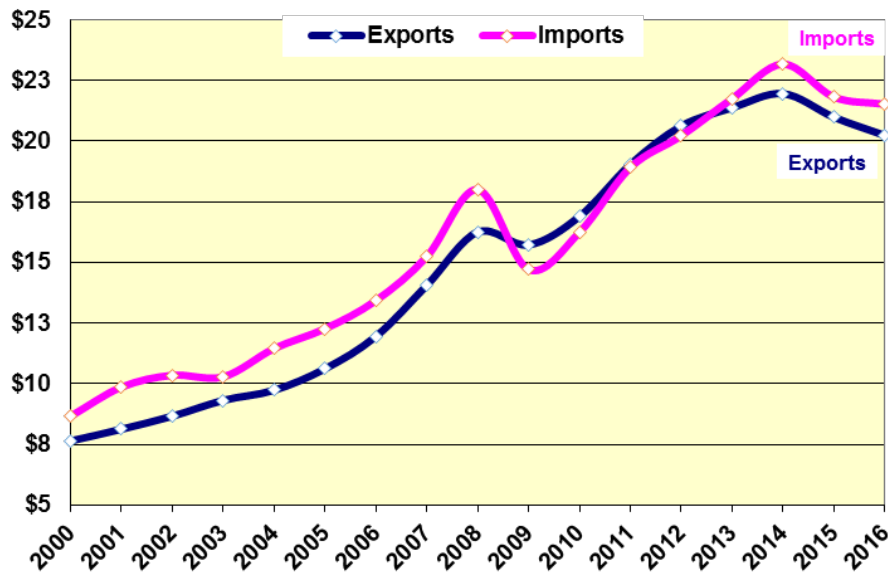


U.S. Agricultural Imports from Canada

- The U.S. imported \$21.5 billion in agricultural products from Canada in 2016, a 1% decrease from 2015.
- The top U.S. import commodities from Canada are processed food, grains, and red meat – which account for over 70% of the total U.S. ag imports from Canada.
- The growth trend of U.S. ag imports from Canada closely follows that of the U.S. ag exports to Canada.

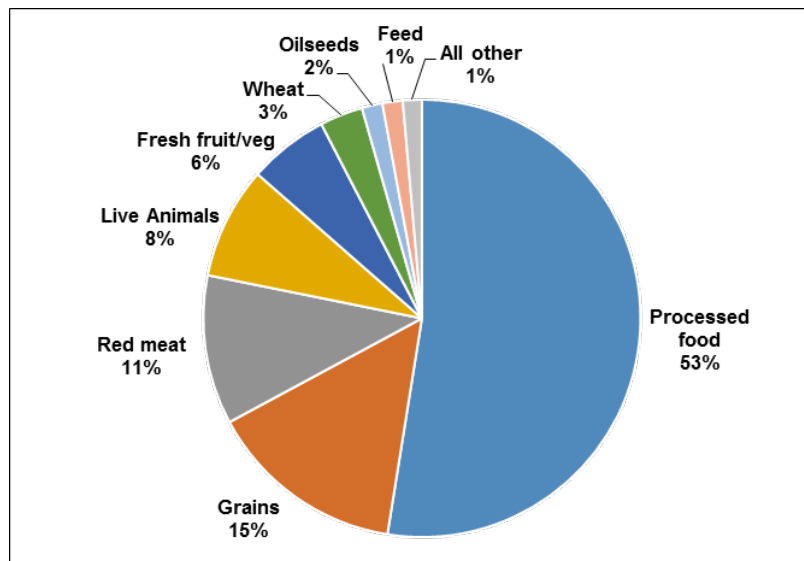
U.S. Agricultural Trade with Canada – Export and Import

(Billion \$)



U.S. Ag Import from Canada by Commodity

(% share by value)



Prepared by Su Ye, Minnesota Department of Agriculture (2017)