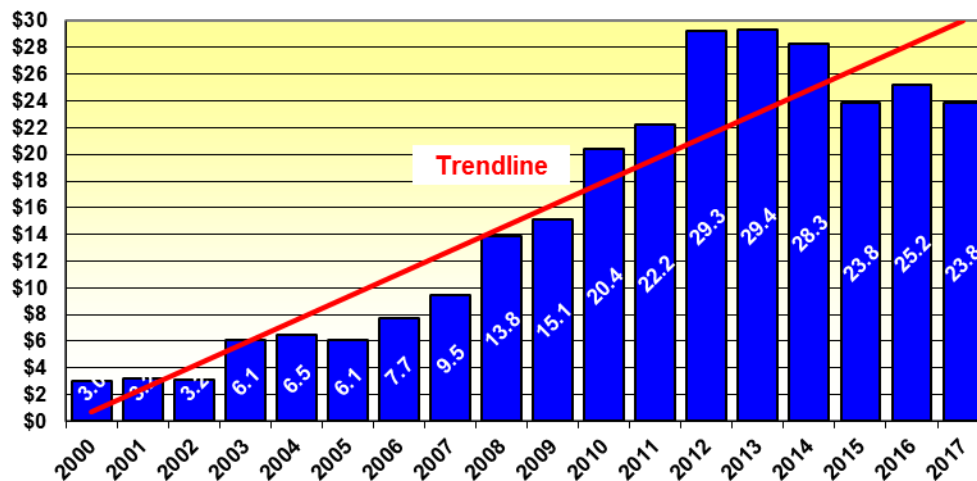


## China: Top Market for U.S. Ag Exports

- China (including mainland, Hong Kong, and Macau) is the **largest** export market for U.S. agricultural products.
- In 2017, U.S. agricultural exports to China reached **\$23.8 billion**, over **17 percent** of U.S. total agricultural exports.
- From 2000 to 2017, U.S. agricultural exports to China increased by **700%**.
- **Soybeans** are China's **No. 1** agricultural import from the U.S., with a 52% market share.
- China is among the top export markets for U.S. major ag commodities:
  - No. 1 in soybeans, feed, animal hides, alfalfa;
  - No. 2 in hay;
  - No. 3 in dairy, poultry;
  - No. 4 in processed food, pork, beef;
  - No. 5 in wheat.
- Minnesota agricultural export to China is estimated at **\$1.5 billion** annually.

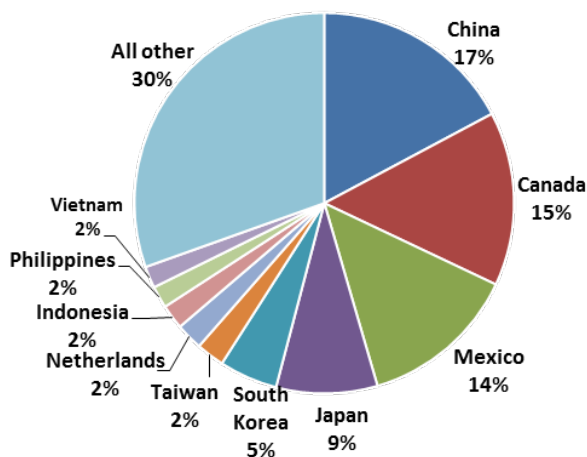
### U.S. Agricultural Exports to China: 2000-2017

(Billion \$)



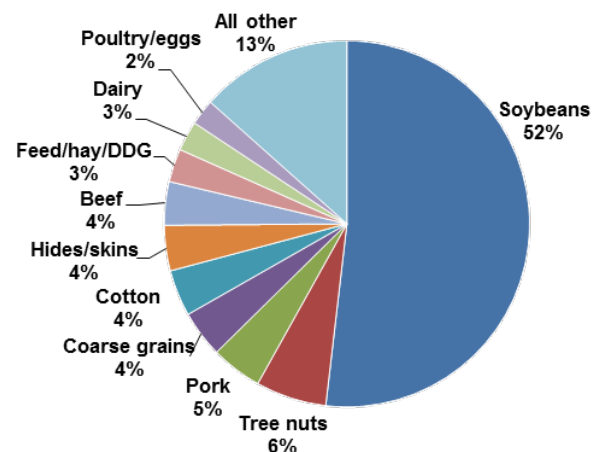
### U.S. Ag Exports: Top Markets

(Market share by value)



### U.S. Ag Exports to China

(Market share by value)



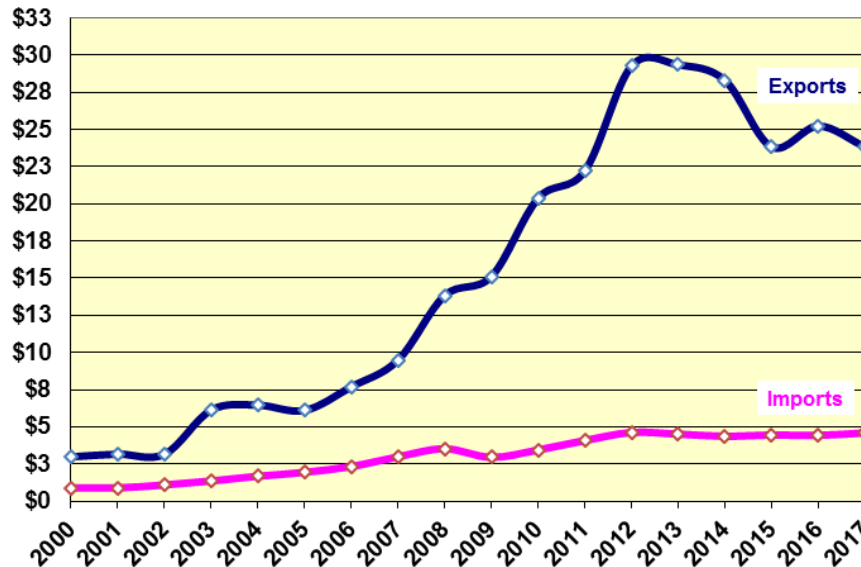
Source: USDA-FAS

# U.S. Agricultural Imports from China

- The U.S. imported \$4.6 billion in agricultural products from China in 2017.
- The top U.S. import commodities from China are fruits and vegetables (fresh/processed), snack food, spices, and tea – the combined which accounts for nearly one-half of the total U.S. agricultural imports from China.

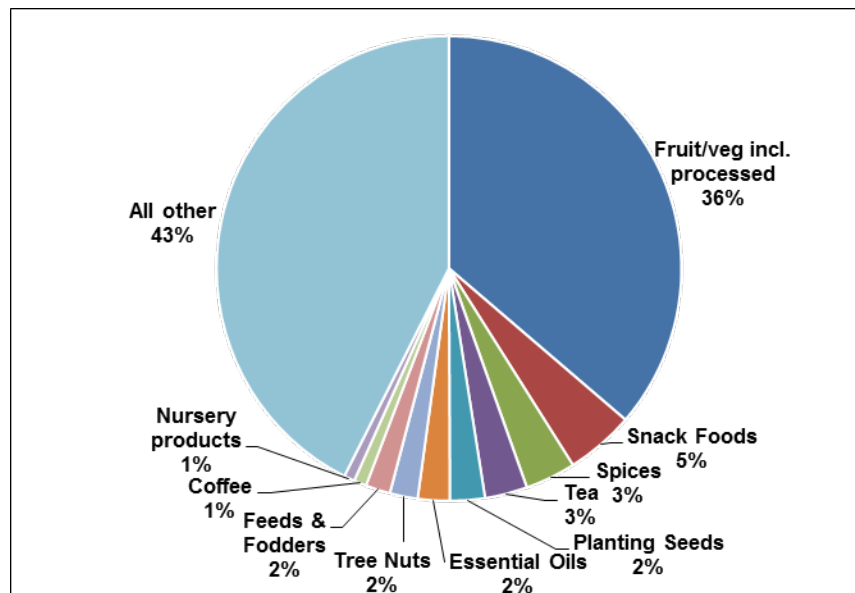
## U.S. Agricultural Trade with China – Export and Import

(Billion \$)



## U.S. Ag Imports from China by Commodity

(% share by value)



Prepared by Su Ye, Minnesota Department of Agriculture (2018)