




## Reducing the Impact of Flooding - Agricultural Chemicals


### ANHYDROUS AMMONIA STORAGE

- Move nurse tanks and other ammonia equipment out of the flood zone.
- Drain line and remove pumps and other system components.
- Lock and protect tank valves.
- Have plan to move product out and ship to terminal or other storage facility.
- Turn power to ammonia system off when unattended.
- Secure storage tanks to prevent movement or damage by flood waters.
- Prominently display firm manager's name and telephone number.

 MDA Contact: Ed Kaiser (651) 201-6275  
Ed.Kaiser@state.mn.us

### BULK LIQUID FERTILIZER OR PESTICIDES

- Lock and protect valves.
- Close and lock site gauge valves on bulk fertilizer storage tanks.
- Inventory all stored products.
- Accelerate or postpone shipments.
- Prominently display firm manager's name and telephone number.
- Spring road restrictions could limit the speed at which product can be removed. All agricultural chemical bulk tanks should be anchored in some manner if empty.

 MDA Contact: Greg Harding (651) 201-6274  
Greg.Harding@state.mn.us


### SMALL PACKAGED PESTICIDE CONTAINERS

- Keep containers off the floor and secured.
- Inventory products.
- Move grain fumigants to an area not within the flood zone.
- Move products to an area protected from flood waters and away from drains.
- Postpone incoming shipments.

 MDA Contact: Greg Harding (651) 201-6274  
Greg.Harding@state.mn.us

### WASTE PESTICIDES

- Protect all pesticides including any unusable or unwanted herbicides, insecticides or other pesticides from rising water or other water damage.
- Repackage or overpack all paper bags to protect dry product from water damage.
- Repackage or overpack older containers, liquid products or containers in poor condition to protect from water damage.
- Use rigid plastic or metal containers to repackage or overpack containers.
- Store pesticides damaged by water or otherwise rendered unusable for proper disposal. Do not throw pesticides into trash or dump onto ground.
- Contact the waste pesticide collection program for information on the free disposal of damaged or unusable pesticides.

 MDA Contact: Stan Kaminski (651) 201-6562  
Stan.Kaminski@state.mn.us

### BULK DRY FERTILIZER

- Construct barriers at flood water entrances to prevent water from entering bins.
- Delay shipments or temporarily move product to higher ground.
- Spring road restrictions could limit the speed at which product can be removed.

 MDA Contact: Greg Harding (651) 201-6274  
Greg.Harding@state.mn.us