






Redeeming Coupons and Using the fmVendor App at the Market

IMPORTANT: You must mark the white box on your coupon with an X, checkmark, your grower stamp, or write your grower number in the designated area.

- If redeeming electronically, the app will not accept the coupon unless there is a mark in the grower ID box.
- If you choose to mail your coupons, our Processing Partner will use your grower ID to determine where to release the funds.
- If you are mailing in your coupons, your grower number **must be present** in order for the FMNP coupon money to be transferred into your bank account.

FMNP Coupon Redemption Made Easy

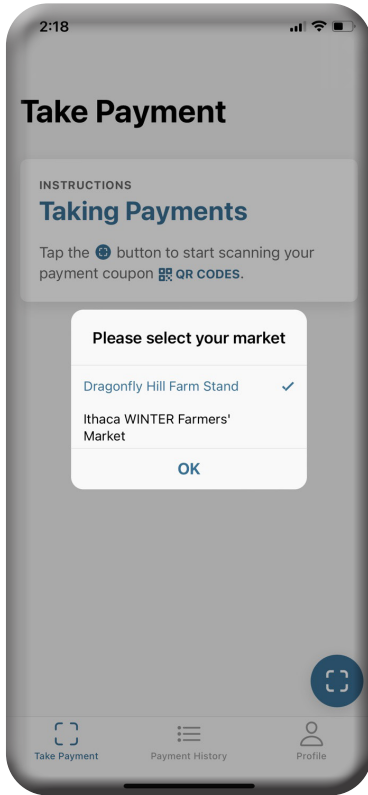
Follow these simple steps at the market to accept and redeem FMNP coupons

- 1** Be sure you have downloaded the fmVendor Mobile App by clicking the link provided in the activation email and log in if you have not done so already. 
- 2** Simply open the app and select which Market you are attending that day - you will only need to make this selection once per day. If you attend multiple markets in one day, simply click on the profile icon to change your market. 
- 3** Next, when a participant hands you a coupon – **after you ensure you have marked the box** – simply select the Take Payment Icon and position your cell phone over the QR code, and the app will capture the code! 
- 4** When you are done, just select “Finish Scanning”, and the app will display a transaction summary screen, which shows the details of each item scanned. The total count of items and the total amount for the transaction are displayed at the bottom of the screen.
- 5** The transaction is now complete and is ready to be processed, so funds can be dispersed by the end of the week. Please do not hand coupons back to participants at the market. However, once the coupon has been processed, there is no need to retain the coupons as they can only be used once.

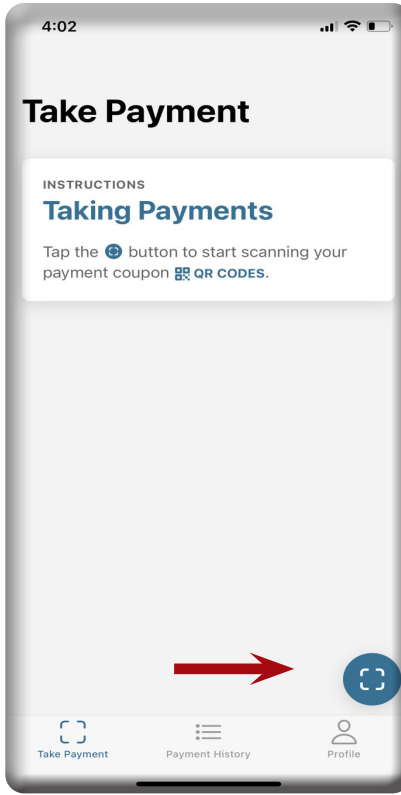
Please see the reverse side for a visual guide of these steps

A Visual Guide to Electronic Redemption

Select Your Market




Click The Payment Icon



Hold Phone Over QR Code



Click Finish Scanning



Verify Payment Success

